

RASED Report on the Voting Behavior of MPs During the No-Confidence Vote

Published by
Hayat & RASED

February 2018





RASSED Report on the Voting Behavior of MPs During the No-Confidence Vote

18 / 02 / 2018

38% of the MPs present voted for no-confidence and 56% opposed the motion.

52% of total MPs opposed the motion.

In Aqaba, all MPs voted for no-confidence.

In four districts, no MPs voted for no-confidence.

In the second district of Zarqa, all MPs opposed the motion.

45% of female MPs voted for no-confidence.

18 MPs opposed no-confidence in 2016, but voted for no-confidence this week.

5 MPs voted for no-confidence in 2016, but opposed the motion this week.

MPs that opposed the motion represent 392,075 voters.

The following RASSED Parliament report presents the results of the parliamentary no-confidence vote held on Sunday evening, following a memorandum signed by 23 MPs.

Monitoring shows that 49 MPs voted for no-confidence, withholding confidence in the government of Hani al-Molqi. These MPs constituted 38% of total MPs and 41% of MPs present at the session. 67 MPs opposed the motion, granting confidence in the government. These MPs constituted 52% of total MPs and 56% of MPs present at the session. 4 MPs abstained from voting, constituting 3% of total MPs and 3.3% of MPs present at the session.

Based on the RASSED team's monitoring, 9 MPs were absent from the session, including one woman. Among those absent were 3 of the MPs who signed the memorandum of no-confidence. After adopting the memorandum, one of the al-Islah bloc's MPs notified the secretariat that he would be absent due to a health condition. The other MPs' reasons for absence are unknown.

In its analysis of the proceedings, the RASSED team compared the voting behavior of MPs in the recent parliament initiated no-confidence vote with their voting behavior in the government initiated no-confidence vote of November 24, 2016. Data shows that 31% of MPs voted for no-confidence in 2016, while 38% percent voted for no-confidence in the recent vote. In terms of absenteeism, 1% of MPs were absent in 2016, while in the recent vote, 7% of MPs were absent. In terms of abstentions, during both votes, 3% of MPs present abstained from voting. Additionally, 18 MPs that opposed the motion in 2016 voted for no-confidence in the recent vote. Conversely, 5 MPs that voted for no-confidence in 2016 opposed the motion in the recent vote. 2 MPs that opposed the motion in 2016 abstained from the recent vote.



RASSED Report on the Voting Behavior of MPs During the No-Confidence Vote

Regarding female MPs, 95% attended the voting session, 45% voted for no-confidence, 40% opposed the motion, and 10% abstained from the vote.

In terms of no-confidence votes by electoral district, the electoral district with the most MPs voting for no-confidence was Aqaba, where 100% of MPs withheld confidence. The electoral district with the second most MPs voting for no-confidence was the third electoral district of Amman, where 71% of MPs withheld confidence. The first electoral district of Irbid, the second electoral district in Zarqa, Mafraq, and South Badia were the districts with the fewest no-confidence votes, meaning that no MPs in those districts voted to withhold confidence.

As for votes opposing the no-confidence motion by electoral district, the electoral district with the most MPs opposing the motion was Zarqa, where 100 % of MPs granted confidence. Zarqa was followed by the first electoral district of Irbid, where 83% of MPs opposed the motion. 80% of MPs opposed the motion in Mafraq, Ma'an, and the second and fourth electoral districts of Irbid.


Regarding abstentions, as noted above, the percentage has not changed since the 2016 no-confidence vote. In the recent no-confidence vote, MPs from the electoral districts of Jerash and Tafilah made up the highest percentage of abstentions, with 20% of MPs from these districts abstaining. Jerash and Tafilah were followed by Karak, where 18% of MPs abstained. No MPs from the remaining 20 electoral districts abstained from voting.

With the exception of al-Islah, parliamentary blocs largely did not display coherent voting behavior. Of the parliamentary blocs, al-Islah displayed the most coherent voting behavior. Aside from one absent member, all al-Islah members voted for no-confidence - meaning that 93% of members voted for no-confidence. Al-Islah was followed by al-Nahda, with 80% of members opposing the motion. Conversely, al-Mostaqbal ranked the lowest in terms of coherent voting behavior, with 54% of members opposing the motion and 36% voting for no-confidence.

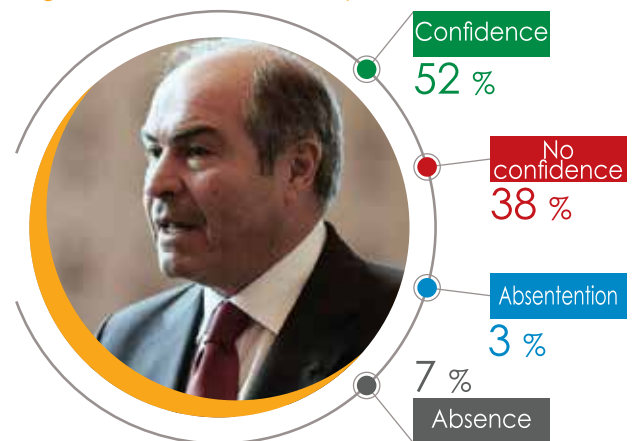
MPs who opposed the no-confidence motion had received a total of 392,075 votes during parliamentary elections, while MPs who voted for no-confidence had received a total of 315,195 votes. MPs who abstained had received a total of 19,287 votes, while the 9 MPs who were absent had received a total of 46,029 votes.

Comparisons of the voting percentages for confidence between when the government request for the confidence from MP's and when the MP's request to no confidence vote in the government

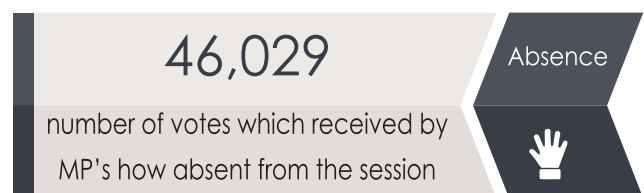
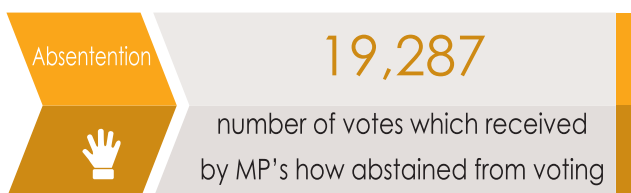
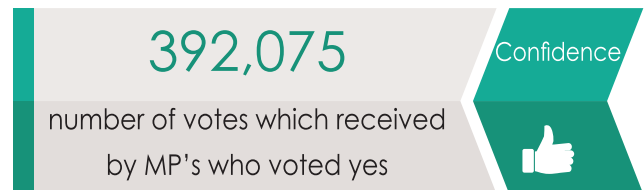
Voting behavior of MP's at the government request for the confidence which took place on 24 / 11 / 2017



Voting behavior at the request of the MP's themselves to cast confidence in the government which took place on 8 / 12 / 2017



The total number votes which received by MP's for no confidence vote



Percentage of parliamentary blocs voting during the confidence sessions



Voting Behavior of MPs for No-Confidence Vote

MP name	when government request for confidence at 2017/11/24	when MP's request for no confidence vote at 2017/2/18
ebtisam A-Nwafleh	Confidence	Confidence
Ibrahim Bani Hani	Confidence	Confidence
Ibrahim Abou El Ezz	Confidence	No Confidence
Ibrahim Boudour	Confidence	Confidence
Ibrahim Abu Al - Sayed	No Confidence	No Confidence
Ibrahim Al-Qur'an	Confidence	No Confidence
Ahmed Al-Hamesat	Confidence	Confidence
Ahmed Al-Freihat	Confidence	No Confidence
Ahmed Al-Lozi	Confidence	Confidence
Ahmed Al-Raqab	No Confidence	No Confidence
Ahmed Safadi	Confidence	Confidence
Intsar Hijazi	Confidence	Confidence
Andre Hawari	Confidence	No Confidence
Anasaf Khawaldeh	Confidence	Confidence
Barakat Al-Nimer	Confidence	Confidence
Tamer Bino	No Confidence	No Confidence
Gamal qamouh	No Confidence	No Confidence
Joudat Al-Darabsa	Confidence	Confidence
Habes Al-Shabib	Confidence	No Confidence
Habes Al-Fayez	Confidence	Confidence
Hazem Al-Majali	Confidence	No Confidence
Hassan Al-Saud	Confidence	Absence
Hassan Ajrama	Confidence	Confidence
Hosny Al-Shyab	No Confidence	No Confidence
Hussein Al-Qaisi	Confidence	Confidence
Hamoud Al-Zawahra	No Confidence	Confidence
Hayat Masimi	No Confidence	No Confidence
Khaled Awad	No Confidence	No Confidence
Khaled Al-Fanatseh	Confidence	Confidence

Voting Behavior of MPs for No-Confidence Vote

MP name	when government request for confidence at 2017/11/24	when MP's request for no confidence vote at 2017/2/18
Khaled Al-Hayari	Confidence	No Confidence
Khaled Al-Bakar	Absence	Confidence
Khaled Al-Abdullah	Confidence	Confidence
Khalil Attieh	No Confidence	No Confidence
Khamis Attieh	Confidence	Confidence
Khair Abu Saileik	Confidence	Confidence
Dima Tahboub	No Confidence	No Confidence
Rashed Al-Shouha	Confidence	Confidence
Raed Al-Khazaleh	No Confidence	Absence
Raja Sarayra	Confidence	Confidence
Rasmih Al-Kaabneh	Absentention	No Confidence
Ramadan Al-Hunaiti	Confidence	Confidence
Randa Al-Sha'ar	Confidence	Confidence
Ryad Al-Azzam	Confidence	Confidence
Reem Abu Dalboh	Confidence	No Confidence
Zaid Al-Shawabkeh	Confidence	Confidence
Zainab Al-Zubaid	Confidence	No Confidence
Saud Abu Mahfouz	No Confidence	No Confidence
Suleiman Al-Zabin	Confidence	No Confidence
Shaha Abu Shousha	Absentention	Confidence
Shoaib Al-shdeftat	Confidence	Confidence
Saleh Al-Armouti	No Confidence	No Confidence
Sabah Al-Sha'ar	Absentention	No Confidence
Sadah Al-Habashneh	No Confidence	No Confidence
Safaa Al-Momani	Confidence	No Confidence
Swan Al-Sorfat	Confidence	Confidence
Tareq Khoury	No Confidence	No Confidence
Atef Al-Tarawneh	Chairman the parliament	Chairman the parliament
Abdulrahman Al-Awaysheh	Confidence	Confidence

Voting Behavior of MPs for No-Confidence Vote

MP name	when government request for confidence at 2017/11/24	when MP's request for no confidence vote at 2017/2/18
Abdulqader Al-Fashikat	Confidence	Confidence
Abdullah Obeidat	Confidence	No Confidence
Abdulmoneim Al-Oudat	Confidence	Confidence
Abd Al-Mehsiri	Confidence	No Confidence
Abdulkareem Al-Doghmi	Confidence	Confidence
Abdullah Abduldayem	Confidence	Confidence
Abdullah Al-Akailh	No Confidence	No Confidence
Abdullah Zureiqat	Confidence	Absentention
Adnan Al-Rkibat	Confidence	Confidence
Aziz Al-Obeidi	Confidence	Confidence
Oqlah Al-Zboon	Confidence	Confidence
Ali Hajahjeh	No Confidence	Absence
Ali Al-Khalayleh	Confidence	Confidence
Alia Abu Halil	No Confidence	No Confidence
Omar qaraqesh	Confidence	Confidence
Awad Al-Zawaida	Confidence	Confidence
Issa Al-Khashashneh	Confidence	Confidence
Ghazi Al-Hawamala	No Confidence	No Confidence
Fadil Al-Manasir	Confidence	No Confidence
Fathih Abu Qadoura	Confidence	Confidence
Fawaz Al-Zoubi	Confidence	Confidence
Fawzi Al-Ta'mih	No Confidence	Confidence
Faisal Al-A'war	Confidence	Confidence
Qusai Al-Demisi	Confidence	Confidence
Qais Ziadin	No Confidence	No Confidence
Kamal Al-Zaghul	Confidence	Confidence
Majed Qweism	Confidence	Confidence
Mazen Al-Qadi	Confidence	Confidence
Mejhem Al-Saqour	Confidence	Confidence

Voting Behavior of MPs for No-Confidence Vote

MP name	when government request for confidence at 2017/11/24	when MP's request for no confidence vote at 2017/2/18
Mhasen Al-Shra'ah	Confidence	Absence
Mohammed Al-Dhahrawi	No Confidence	No Confidence
Mohammed Abu Sitta	Confidence	Confidence
Mohammed Al-Baraisa	Confidence	Confidence
Mohammed Al-Ataiqa	No Confidence	Absence
Mohammed Al-Falahat	Confidence	No Confidence
Mohammed Al-Amamrah	Confidence	Confidence
Mohammed Hadib	Confidence	No Confidence
Mohammed Al-Riyati	No Confidence	No Confidence
Mohammed Al-Zoubi	Confidence	Confidence
Mohammed Al-Qudah	No Confidence	No Confidence
Mahmoud Al-Edwan	Confidence	Confidence
Mahmoud Al-Farahid	Confidence	Absentention
Mahmoud Al-Naimat	Confidence	Confidence
Mahmoud Al-Titi	Confidence	Absence
Maram Al - Hesah	Confidence	No Confidence
Marzouq Al-Habarneh	No Confidence	Confidence
Mostafa Yaghi	No Confidence	No Confidence
Mustafa Al-Assaf	No Confidence	No Confidence
Mostafa Al-khasawneh	Confidence	Confidence
Mosleh Al-Tarawneh	No Confidence	No Confidence
Moataz Abu Rumman	Confidence	No Confidence
Muflih Al-Khaza'leh	Confidence	Confidence
Manal Al - Damour	Absentention	Absentention
Muntaha Al-Bu'ol	Confidence	Absence
Mansour Murad	No Confidence	No Confidence
Mousa Al-Zawahra	No Confidence	Confidence
Mousa Al-Wahsh	No Confidence	Absence
Mousa Hantash	No Confidence	No Confidence

Voting Behavior of MPs for No-Confidence Vote

MP name	when government request for confidence at 2017/11/24	when MP's request for no confidence vote at 2017/2/18
Nabil Al-Shishani	No Confidence	No Confidence
Nabil Al-Ghishan	No Confidence	No Confidence
Nassar Al-Qaisi	Confidence	Confidence
Nidal Al-Ta'ani	Confidence	Confidence
Nawaf Al-Naimat	No Confidence	Absence
Nawaf Al-Zyoud	No Confidence	Confidence
Huda Al-o'toum	No Confidence	No Confidence
Haya Mufleh	Confidence	Confidence
Haitham El-Zayadin	No Confidence	No Confidence
Wael Razouk	Confidence	Confidence
Wasfi Haddad	Confidence	Confidence
Wafaa Bani Mustafa	No Confidence	Absentention
Yahya Al-So'ud	Confidence	No Confidence
Yousef Al-Jarrah	Confidence	Confidence

Voting behavior of female MPs during the no-confidence vote

No confidence  45 %
from women held confidence

Confidence  40 %
from female MPs opposed the no-confidence motion

Absentention  10 %
from female MPs abstained from voting

Absence  5 %
from female MPs absented from voting session

Voting behavior for no confidence vote at the level of electoral districts

