



RASSED's Statment on the Educational, Professional, and Ages of Mayors

17 / 09 / 2017

34% of the mayors are exceed high school level degrees

32% of the mayors were former mayors.

One former Member of the Parliament won the post of Mayor.

34% of the mayors are military retirees.

Within the framework of election monitoring and informing the public of all the data related to the elections of local and municipal and governorate councils set up on the 15th of August, RASSED publishes quantitative study and comparative information about the results of the elections, the number of winners and winners dedicated to mayors seats.

The report indicated that the number of winners in the Mayors Elections is 99 mayors, all males, were distributed across the 99 municipalities of the Kingdom, with the exception of the Mwaqar municipality where elections were postponed to further notice.

The report also indicated that 34% of the winners of the Mayors elections are retired military personnel who have served in the military and security corps before retirement and nomination for the post of Mayor, 22% of the winners are former government employees, 10% of the winners of the post of Mayor are engineers and contractors which they pursued professionally before winning the elections, 10% of the winners had a professional background as businessmen, 7% are academics, 5% are lawyers, and 12% had different professional backgrounds (media figures, farmers, and employees in the private sector, ..)

With regard to academic achievement and academic degrees pursued, the results showed that 10% of the winners hold postgraduate and Master's degrees, 7% hold a Ph.D, 34% of the winners hold a high school diploma, 5% hold an Associate's degree diploma, 37% hold a bachelor's degree, and 7% of the winners do not hold a high school diploma.



The data analysis on the background of the winners and their experiences councils elections , whether winning or losing indicated that, one former member of the Parliament forming 1% of the total won under the post of mayor in Zarqa Governorate, 32% of the winners were former mayors, 4% of the winners are former members of a municipal council, and 15% of the winners have previously run for parliament or the mayor or membership of a municipal council but had not succeeded, while the results showed that 43% of the winners for the posts of mayors did not run as candidates by any elected council nor did they engage in the experience of any election previously.

As for the data related to the ages of the winners, it indicated that the average age rate of the mayors in the Kingdom is 51 years, whereas the youngest mayor is the new mayor of municipality of Moab in the governorate of Karak; aged 27 years old, while the oldest (of age) winner is the new mayor of the municipality of Husban in the province of the capital Amman who is 73 years old.

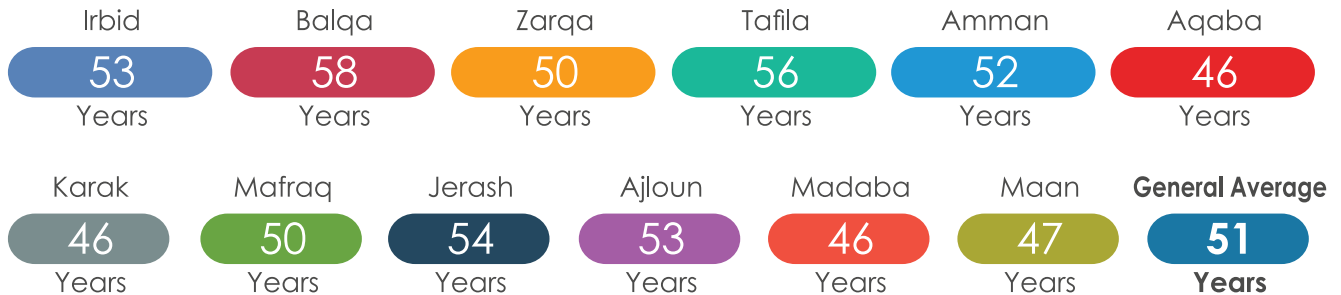
Hence, the data regarding the rate of age of the winners for the post of mayor, shows that the three provinces of the youngest age mayors in the Kingdom are Madaba, Aqaba and Karak, with an average age of 46 years, while the winners of municipalities of Balqa are of the oldest ages, where the average age is 58 years old.

With regard to data on the number of votes obtained by the winners of municipalities, the results showed that the highest winners of votes was headed by the Greater Irbid Municipality, where the number of votes obtained reached 20846 votes, and the least was the winner of the Safawi municipality, where the number of votes obtained reached 609 votes; knowing that two of their mayors have won their seats by acclamation.

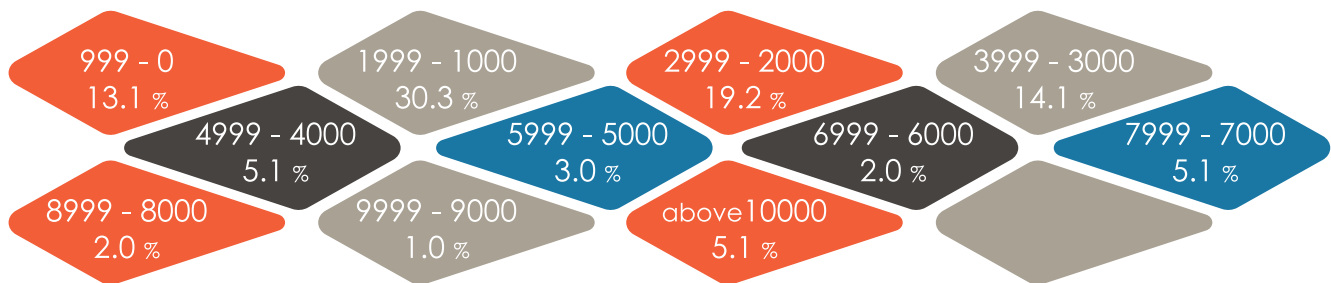


RASSED's Statment on the Educational, Professional, and Ages of Mayors

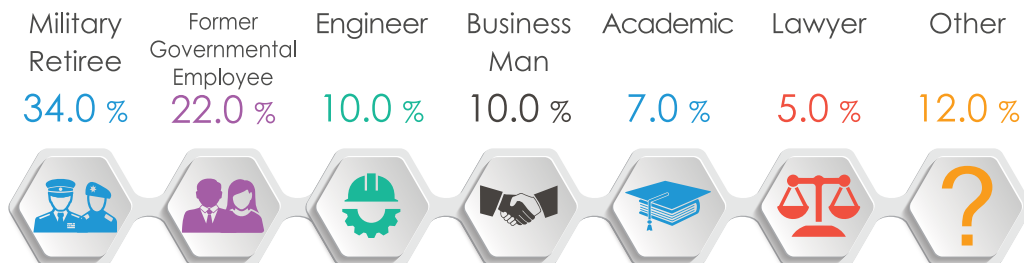
Average Age



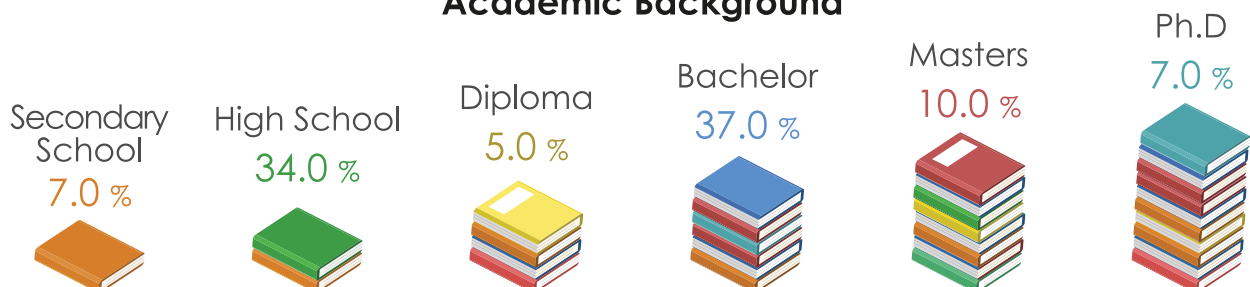
Number of Votes



Professional Background



Academic Background



Previous Participation in Elections

